

MANUAL - 16117 POWER BANK Fast Charger



10000mAh

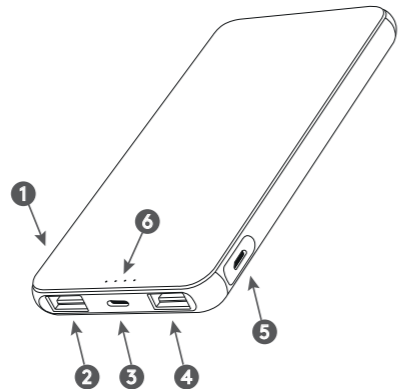
DISCRIPTION BESKRIVNING

ENGLISH

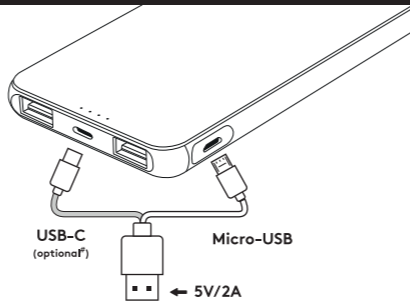
- 1 Switch On/Off
- 2 USB-A QC3.0 output
- 3 USB-C PD input/output
- 4 USB-A QC3.0 output
- 5 Micro-USB input
- 6 Status indicator LED

SVENSKA

- 1 Strömbrytare Av/På
- 2 USB-A QC3.0 utgång
- 3 USB-C PD ingång/utgång
- 4 USB-A QC3.0 utgång
- 5 Micro-USB ingång
- 6 Statusindikator - LED



CHARGE POWER BANK LADDA POWER BANK



Recommended to use a USB-C (PD) cable for fast charging.

Important!

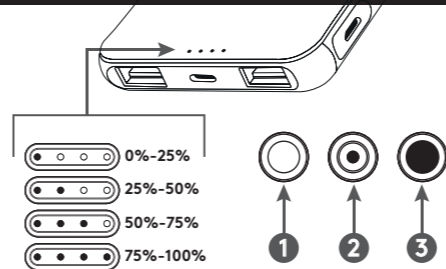
- Fully extend all the cables.
- Never wrap the cables around your powerbank when charging is in progress.
- Do not charge your powerbank at the same time as you charge external devices.

Rekommenderas att använda en USB-C (PD) kabel för snabbaddning.

Viktigt!

- Linda ut alla kablar till sin fulla längd.
- Linda aldrig kablarna runt din powerbank när laddning pågår.
- Ladda inte din powerbank samtidigt som du laddar externa enheter.

STATUS INDICATORS STATUS INDIKATORER



ENGLISH

- 1 No light / No charging
- 2 Flashing / Charging
- 3 Fixed LED / Charged

SVENSKA

- 1 Inget ljus/ingen laddning
- 2 Blinkande LED/Laddar
- 3 Fast LED/Laddad

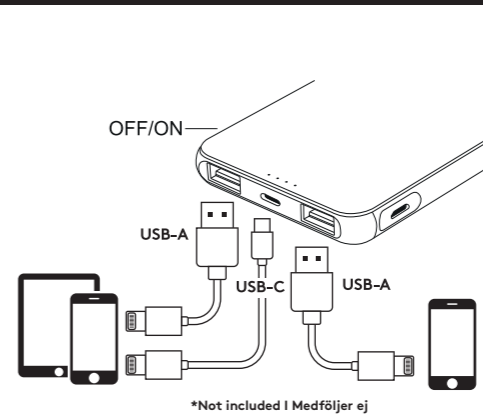
Charging the power bank / Ladda power bank

Display	Indicator light	Capacity percentage	Note
The first light flashes	○ ○ ○ ○	0%—25%	The power bank is fully charged when all 4 LED is fixed.
1	● ○ ○ ○	25%—50%	
2	● ● ○ ○	50%—75%	
3	● ● ● ○	75%—100%	
4	● ● ● ●	100%	Power bank är full laddad när alla 4 LED lyser fast sken.

Charging devices / Ladda enheter

Display	Indicator light	Capacity percentage	Note
The first light flashes	○ ○ ○ ○	0%—25%	Indicates how much power left.
1	● ○ ○ ○	25%—50%	
2	● ● ○ ○	50%—75%	
3	● ● ● ○	75%—100%	
4	● ● ● ●	100%	Indikatorin hur mycket laddning är kvar.

CHARGE A DEVICE LADDA EN ENHET



Charge any of your devices that support USB charging. Connect your device to the power bank and push On button in the side of the power bank.

Ladda dina enheter som stödjer USB laddning. Anslut enheten till power bank och tryck på ON-knappen på sidan av power bank.

SPECIFICATION SPECIFIKATION

Item: 16117

Battery type: A grade high-energy density Polymer cell

Capacity: 10000mAh

Micro USB Input: 5V/2A

USB-C Input: PD 5V/2A, 9V/2A

USB-C Output: PD 5V/3A, 9V/2.22A, 12V/1.67A (20W Max)

USB-A Output 1: QC3.0 5~6.5V/3A, 6.5V~9V/2A, 9V~12V/1.5A, 5V/4.5A, 4.5V/5A (22.5W Max)

USB-A Output 2: QC3.0 5~6.5V/3A, 6.5V~9V/2A, 9V~12V/1.5A, 5V/4.5A, 4.5V/5A (22.5W Max)

Size:

144*69.5*15.5mm

Product weight: 220g



WARNING VARNING

Do not disassemble or modify this product. Do not use if damaged. Do not put in direct sunlight as can get damaged. Use only suitable charger when charging this product. Avoid getting into water as not waterproof.

Montera ej isär eller modifiera denna product. Använd ej om produkten blivit skadad. Undvik att placera denna produkt i direkt solljus. Använd endast lämplig USB adapter vid laddning för undvika skada. Undvik kontakt med vatten då denna produkt är ej vattentät.