

iPhone X

MagicPlate Placement Template

For optimal performance, use this template to install the MagicPlate to your device.

1. Place template on back of the iPhone X
2. Remove 3M film from MagicPlate
3. Place MagicPlate in the designated area below

Visit www.scosche.com/qi
for additional phone templates.

Contact Scosche Customer Service at 800.363.4490
ext. 1, or customerservice@scosche.com
for additional questions.

iPhone 8+

MagicPlate Placement Template

For optimal performance, use this template to install the MagicPlate to your device.

1. Place template on back of the iPhone 8+
2. Remove 3M film from MagicPlate
3. Place MagicPlate in the designated area below

Visit www.scosche.com/qi
for additional phone templates.

Contact Scosche Customer Service at 800.363.4490
ext. 1, or customerservice@scosche.com
for additional questions.

iPhone 8

MagicPlate Placement Template

For optimal performance, use this template to install the MagicPlate to your device.

1. Place template on back of the iPhone 8
2. Remove 3M film from MagicPlate
3. Place MagicPlate in the designated area below

Visit www.scosche.com/qi
for additional phone templates.

Contact Scosche Customer Service at 800.363.4490
ext. 1, or customerservice@scosche.com
for additional questions.

Samsung Galaxy S8 +



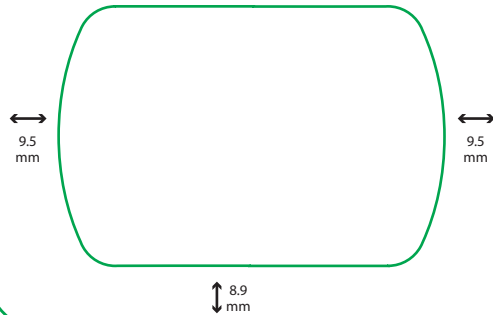
MagicPlate Placement Template

For optimal performance, use this template to install the MagicPlate to your device.

1. Place template on back of the S8 +
2. Remove 3M film from MagicPlate
3. Place MagicPlate in the designated area below

Visit www.scosche.com/qi for additional phone templates.

Contact Scosche Customer Service at 800.363.4490 ext. 1, or customerservice@scosche.com for additional questions.



Samsung Galaxy Note 8



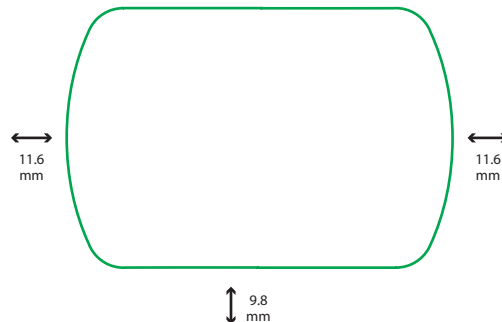
MagicPlate Placement Template

For optimal performance, use this template to install the MagicPlate to your device.

1. Place template on back of the Note 8
2. Remove 3M film from MagicPlate
3. Place MagicPlate in the designated area below

Visit www.scosche.com/qi for additional phone templates.

Contact Scosche Customer Service at 800.363.4490 ext. 1, or customerservice@scosche.com for additional questions.



Samsung Galaxy S8



MagicPlate Placement Template

For optimal performance, use this template to install the MagicPlate to your device.


1. Place template on back of the S8
2. Remove 3M film from MagicPlate
3. Place MagicPlate in the designated area below

Visit www.scosche.com/qi for additional phone templates.

Contact Scosche Customer Service at 800.363.4490 ext. 1, or customerservice@scosche.com for additional questions.



Samsung Galaxy S7 Edge



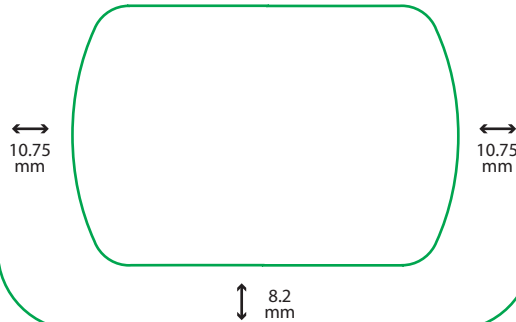
MagicPlate Placement Template

For optimal performance, use this template to install the MagicPlate to your device.


1. Place template on back of the S7 Edge
2. Remove 3M film from MagicPlate
3. Place MagicPlate in the designated area below

Visit www.scosche.com/qi for additional phone templates.

Contact Scosche Customer Service at 800.363.4490 ext. 1, or customerservice@scosche.com for additional questions.



Samsung Galaxy S7



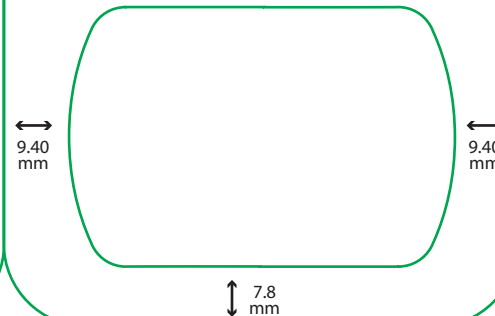
MagicPlate Placement Template

For optimal performance, use this template to install the MagicPlate to your device.


1. Place template on back of the Galaxy S7
2. Remove 3M film from MagicPlate
3. Place MagicPlate in the designated area below

Visit www.scosche.com/qi for additional phone templates.

Contact Scosche Customer Service at 800.363.4490 ext. 1, or customerservice@scosche.com for additional questions.



Samsung Note 5



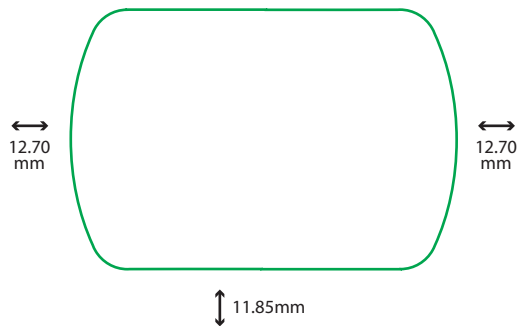
MagicPlate Placement Template

For optimal performance, use this template to install the MagicPlate to your device.


1. Place template on back of the Samsung Note 5
2. Remove 3M film from MagicPlate
3. Place MagicPlate in the designated area below

Visit www.scosche.com/qi for additional phone templates.

Contact Scosche Customer Service at 800.363.4490 ext. 1, or customerservice@scosche.com for additional questions.



Samsung Galaxy S6 Edge



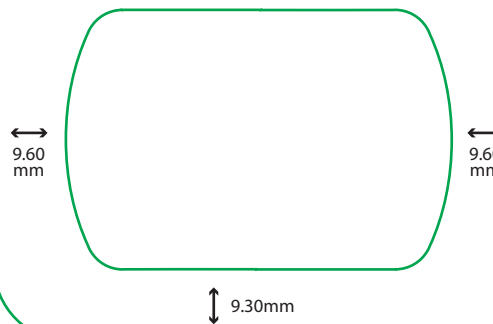
MagicPlate Placement Template

For optimal performance, use this template to install the MagicPlate to your device.


1. Place template on back of the Galaxy S6 Edge
2. Remove 3M film from MagicPlate
3. Place MagicPlate in the designated area below

Visit www.scosche.com/qi for additional phone templates.

Contact Scosche Customer Service at 800.363.4490 ext. 1, or customerservice@scosche.com for additional questions.



Samsung Galaxy S6



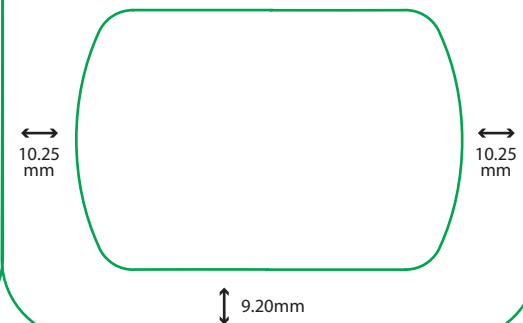
MagicPlate Placement Template

For optimal performance, use this template to install the MagicPlate to your device.

1. Place template on back of the Galaxy S6
2. Remove 3M film from MagicPlate
3. Place MagicPlate in the designated area below

Visit www.scosche.com/qi for additional phone templates.

Contact Scosche Customer Service at 800.363.4490 ext. 1, or customerservice@scosche.com for additional questions.



LG G6



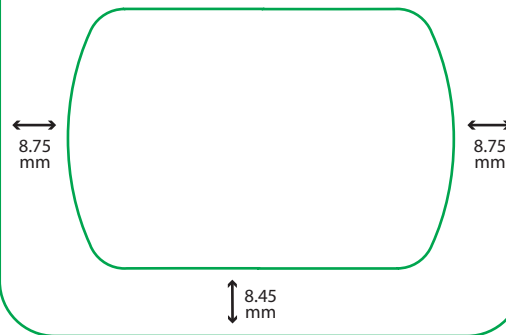
MagicPlate Placement Template

For optimal performance, use this template to install the MagicPlate to your device.


1. Place template on back of the G6
2. Remove 3M film from MagicPlate
3. Place MagicPlate in the designated area below

Visit www.scosche.com/qi
for additional phone templates.

Contact Scosche Customer Service at 800.363.4490
ext. 1, or customerservice@scosche.com
for additional questions.



Windows Lumia 950



MagicPlate Placement Template

For optimal performance, use this template to install the MagicPlate to your device.

1. Place template on back of the Lumia 950
2. Remove 3M film from MagicPlate
3. Place MagicPlate in the designated area below

Visit www.scosche.com/qi for additional phone templates.

Contact Scosche Customer Service at 800.363.4490 ext. 1, or customerservice@scosche.com for additional questions.

